

The Winning Force

**DURMA**

**SBT** SERIES  
SWING BEAM SHEAR



- Perfect Cutting
- Hi-Speed
- Heavy Duty
- Accurate
- Efficient



**DURMA** The Winning Force





As a total supplier for sheet metal manufacturing with almost 60 years of experience, Durma understands and recognizes the challenges, requirements and expectations of the industry. We strive to satisfy the ever higher demands of our customers by continuously improving our products and processes while researching and implementing the latest technologies.

In our three production plants with a total of 150.000 m<sup>2</sup>, we dedicate 1,000 employees to delivering high quality manufacturing solutions at the best performance-to-price ratio in the market.

From the innovations developed at our Research & Development Center to the technical support given by our worldwide distributors, we all have one common mission: to be your preferred partner.

Present Durmazlar machines with **DURMA** name to the world.



1

High technology,  
modern production  
lines



2

Top Quality  
Components



3

High quality  
machines designed  
in R&D Centre

---

# The Winning Force

## Rigid body structure and perfect cutting

With its unique design and rigid body of SBT series provides perfect cutting quality and low cost solutions.



# Advance Your Standards

## Precision and high quality cuttings

With its high technology standards and design, easy to use interface SBT provides perfect, high standard safety, efficient solutions and provides improvement on your skills, add value to your company. We have reduced the cutting angle to achieve straight precision and minimum twist tolerance.

**Easy to Use**

**Economic**

**Efficient**

**Faster**

**Reliable Brand**



### Why *DURMA* Shears

- Fast and quality cuttings
- Robust body structure
- High precision and repeatability
- Low maintenance cost
- Hi-tech perfect equipments
- Boost your business
- Reliable Brand

# Gain More Power

## High performance, advanced technology and economic solution

*DURMA* Shears have been manufactured since 1956 and have been installed and working in a wide variety of sheet metal cutting operations for many industries.

Years of experience has helped us develop durable, low distortion and precise cutting machines.



## General Specifications

- Robust design & powerful body for perfect cutting
- Hardened and ground blades for long life and precise
- Proved and rigid design with swing beam top table
- Minimum deformation and optimum cutting quality with best cutting angle
- CE standards security
- The combination of economic and perfect cutting performance
- CNC controlled gap adjustment and cutting angle
- User friendly CNC touch screen control unit
- Provide flexible use for narrow or wide, thin or thick sheet metal cutting.
- Automatic swing up back gauge for more comfortable use
- Sheet support arms
- Automatic front feeding, conveyor
- Balls tranfered table and T-slot front feedings arm helps prices cuttings
- Table with balls and feeding plates

# Strong Back Gauge System

Precision

Robust

Min. Deformation

- Fast and high accuracy
- Reliable movement
- Adjustment from each point
- Resistance to crash
- Maintenance free



## Why *DURMA* Back Gauge?

One of the most important factor for cutting capacity is the design of back gauge and stability.

Quality cutting is possible with perfect product, stability and precision back gauge.

The high speed **ballscrew** back gauge system movement is also supported with **linear guides**, which helps the back gauge achieve long life, greater sensitivity and strengthens against any collisions.




Ballscrew back gauge

# SBT Series General Features

With choice of standards and optional equipment SBT boost your business by offering proper solutions for your needs. With the hi-tech features high efficiency, high precision, high performance criteria SBT have proved that it is user friendly and the best of this sector.




Flip-up Finger Guard  
Ball Transfer Table  
Hydraulic Holddowns



Adjustable Angle Stop 0-180°



Light Curtains For Finger Protection



Conveyor System



Blade Gap Adjustment



Thin Sheet Support System



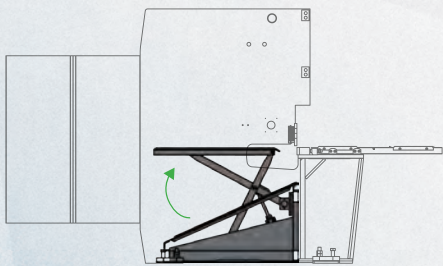
# Sheet Support Systems

- Better and fast cutting
- Easy and secure usage
- High precision and repeatability

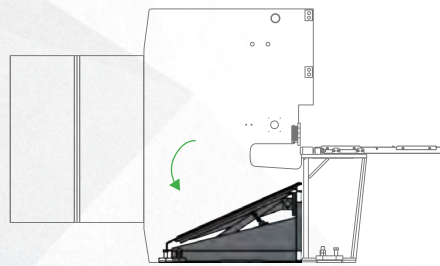


Pneumatic Thin Sheet Support System

DURMA I



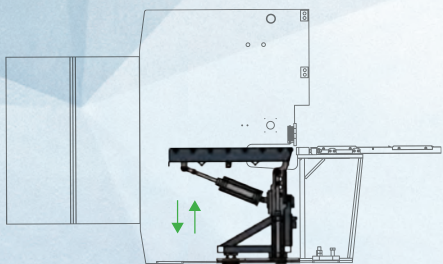
Step 1



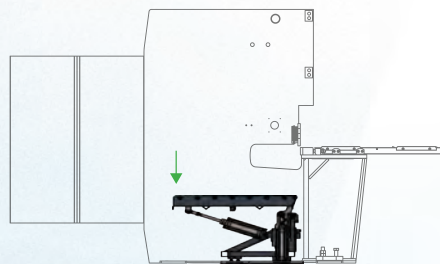
Step 2

Pneumatic Thin Sheet Support System

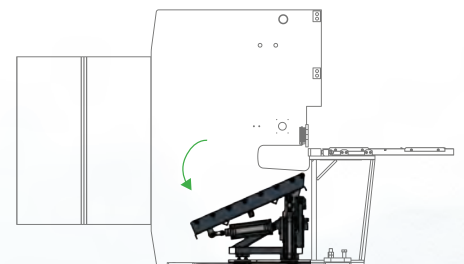
DURMA IV



Step 1



Step 2



Step 3

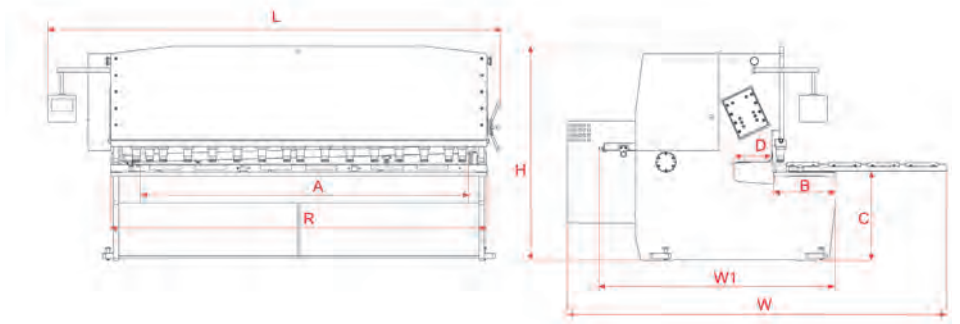
# SBT Series Technical Details

SBT Series	Cutting Length	Cutting Capacity		Throat Depth	Stroke/min.	Cutting Angle	Numbers of holddown	Holddown Force	Back Gauge Range	Back Gauge Power
		MS (450 N/mm <sup>2</sup> )	SS (700 N/mm <sup>2</sup> )							
	mm	mm	mm	mm	1/min.	°	Unit	Ton	mm	kW
A			D							
3006	3100	6	4	50	15	1° 30'	16	14	1000	0,75
3010	3100	10	6	50	13	1° 30'	16	22	1000	0,75
3013	3100	13	8	50	13	1° 45'	16	37	1000	0,75
3016	3100	16	10	350	10	2°	14	61	1000	0,75
3020	3100	20	13	350	6	2°	14	77	1000	0,75
4006	4100	6	4	50	12	1° 30'	20	17	1000	0,75
4013	4100	13	8	350	8	1° 45'	18	62	1000	0,75

## Standard & Optional Equipment

### Standard Equipment

- Heavy duty St 44 steel construction & stress relieved frame
- User friendly CNC Touch screen control unit D-Touch 7
- Easy blade gap adjustment
- Ball integrated front tables
- Ballscrew back gauge, 1000 mm & automatic swing-up
- Squaring arm with scale & T-Slot & tilting stop
- Support arms T-Slot & Tilting stop
- Illumination & shadow line 1 mt flip-up finger guards
- Automatically pressure adjusted solid holddowns
- Top and Bottom blades with 4 sides
- Foot pedal
- High performance hydraulics & electronics components
- Swing-up back gauge



Back Gauge Speed	Motor Power	Oil Capacity	Number of Sheet Support	Table Height	Table Width	Table Length	Length	Width	Total Width	Height	Weight
mm/min.	kW	lt	Unit	mm	mm	mm	mm	mm	mm	mm	~kg
				C	B	R	L	W1	W	H	
120	15	200	2	865	500	3515	4110	2200	3700	2100	7300
120	22	200	2	865	580	3515	4200	2250	3600	2100	9050
120	30	330	2	845	600	3550	4280	2300	3600	2350	11800
120	37	410	2	818	550	3580	4550	2250	3825	2250	14580
120	45	450	2	886	570	3670	4450	2260	3400	2450	20480
120	15	200	3	865	580	4510	5230	2300	3600	2150	11460
120	30	330	3	818	550	4520	5350	2250	3850	2250	16300

## Optional equipment

- CE-Norm
- Motorized blade gap adjustment
- Laser cutting line
- Light curtains for finger protection
- Pneumatic thin sheet support *DURMA I*
- Pneumatic thin sheet support *DURMA IV*
- Hydraulic anti-twist device
- Special throat depth
- Backgauge 1250 mm.
- Add. support arms
- Adjustable holddown pressure
- Special blades
- Oil coolant
- Adjustable angle stop 0-180°
- Control panel on opposite position
- Temperature measurement
- Overseas special packaging

# D-Touch 7 Control Unit



Fast data input



Easy connection USB port



Ethernet Rj-45 10/100M



Easy programming

## Cuttings are easier with D-Touch 7

With easy to use interface D-Touch 7 enables perfect cutting in seconds by endless programming and material entrance feature.

- Wide, colored, touch-screen (LCD 7" 800x480)
- Quick data entry
- Easy connection
- USB input
- Ethernet: RJ-45 10/100M
- Windows CE Unlimited program and steps
- Unlimited material type



# Fast on Service and Spare Parts

DURMA provides the best level of service and spare parts with qualified personnel and spare parts in stock. Our experienced and professional service personnel are always ready at your service. Our professional training and application enriched courses will give you an advantage to use our machinery.



Consultancy




Spare Parts



R&D Center



After Sales Service



Service Agreements



Software




Training



Flexible Solution


**DURMA**



FIBER LASER



PUNCH



PLASMA



L ANGLE PROCESSING CENTER



IRON WORKER



POWER OPERATED SHEAR



PRESS BRAKE




VARIABLE RAKE SHEAR



ROLL BENDING



PROFILE BENDING



BANDSAW



CORNER NOTCHER

# DURMA

Today Tomorrow and Forever with You...

**SBT** SERIES  
SWING BEAM SHEAR

Durmazlar Makina San. Tic. A.Ş. has right to change catalogue values and machine technical details without notice.

Durmazlar Makina San. ve Tic. A.Ş.  
OSB 75. Yıl Bulvarı Nilüfer-Bursa / Türkiye  
P: +90 224 219 18 00  
F: +90 224 242 75 80  
info@durmazlar.com.tr

[www.durmazlar.com.tr](http://www.durmazlar.com.tr)

